














# B3R Florida Youth XC Championships

## Lake City

### Race 3 - Girls Elementary 2K - 2K

10/24/20 - 9:00am

### Team Results - Overall

Place	Team	Score	Team Time	Runner Avg	Avg Mile	5 Man Gap	Finish Order	Scoring Order
1	 River City Finish	17	43:13	8:39	6:58	0:40	1-3-4-8-9-16	1-2-3-5-6-9
2	 Ocala Distance Project	42	48:21	9:41	7:47	2:19	6-12-14-17-28-31-36	4-7-8-10-13-14-17
3	 University Christian	84	1:05:00	13:00	10:28	7:02	25-33-35-37-45	12-15-16-18-23
4	 Rampello K-8 School	93	1:10:54	14:11	11:25	7:01	20-38-42-43-44	11-19-20-21-22
DNP	 Belmont Academy		43:52	10:58	8:50		5-10-29-41	4 Runners
DNP	 St. Johns Striders		33:55	11:19	9:06		21-30-32	3 Runners
DNP	 Knights Running Club		37:23	12:28	10:02		22-39-40	3 Runners
DNP	 Power House Athletics		20:18	10:09	8:10		18-19	2 Runners
DNP	 Keystone Heights		20:27	10:14	8:14		2-34	2 Runners
DNP	 Eryrc		20:48	10:24	8:23		15-27	2 Runners
DNP	 Orangewood Christian		21:39	10:50	8:43		23-26	2 Runners
DNP	 Central Florida Gliders		8:46	8:46	7:04		7	1 Runner
DNP	 UNA Unattached		9:00	9:00	7:15		11	1 Runner
DNP	 No Excuses RC		9:09	9:09	7:22		13	1 Runner
DNP	 Eagle Track Club		10:49	10:49	8:42		24	1 Runner



# Race 3 - Girls Elementary 2K - 2K

10/24/20 - 9:00am

## Individual Results - Overall

Place	Name	Grade	Team	Time	Points
1	Graziana Gowdy	4	River City Finish	8:16.0	1
2	Ryleigh Thomas	3	Keystone Heights	8:24.9	
3	Nahla Cochran	1	River City Finish	8:33.4	2
4	Barbara Feliciano	4	River City Finish	8:34.3	3
5	Hannah Cowart	5	Belmont Academy	8:43.3	
6	Lyla Hallick	5	Ocala Distance Project	8:44.9	4
7	Sally Ragans	5	Central Florida Gliders	8:45.8	
8	Sarah Ruen	5	River City Finish	8:54.0	5
9	Alexandra Lumpkin	5	River City Finish	8:55.2	6
10	Reese Todd	13	Belmont Academy	8:56.3	
11	Juliana Mills	5	Unattached	8:59.7	
12	Natalie Lammens	4	Ocala Distance Project	9:03.4	7
13	Brianna Motycka	2	No Excuses RC	9:08.3	
14	Rylee McGovern	2	Ocala Distance Project	9:28.6	8
15	Gabriella Vazquez	4	Eryrc	9:46.1	
16	Jasmine Cochran	4	River City Finish	9:53.3	9
17	Annalise Hallick	3	Ocala Distance Project	10:00.1	10
18	Sophie Galarza	3	Power House Athletics	10:04.7	
19	Olivia Melde	4	Power House Athletics	10:12.4	
20	Scarlett Harding	5	Rampello K-8 School	10:19.8	11
21	Haley Thomas	3	St. Johns Striders	10:29.5	
22	Geena Griffith	2	Knights Running Club	10:33.1	
23	Sage Hilinski	4	Orangewood Christian	10:43.9	
24	Kenley Courson	3	Eagle Track Club	10:48.6	
25	Juanita Griffin	5	University Christian	10:52.2	12
26	Reese Grady	4	Orangewood Christian	10:54.2	
27	Dasha Dorofeev	3	Eryrc	11:01.8	
28	Emerson Stewart	3	Ocala Distance Project	11:03.9	13
29	Carissa Smith	5	Belmont Academy	11:18.9	
30	Olivia Zimmer	3	St. Johns Striders	11:27.1	



Place	Name	Grade	Team	Time	Points
31	Reese McGovern	1	Ocala Distance Project	11:52.7	14
32	Elle Zimmer	4	St. Johns Striders	11:57.8	
33	Sophia Hutchinson	5	University Christian	11:59.0	15
34	Evelyn Bardier	3	Keystone Heights	12:01.6	
35	Kenley Jackson	4	University Christian	12:04.6	16
36	Madi White	2	Ocala Distance Project	12:05.8	17
37	Emma Santana	3	University Christian	12:09.6	18
38	Ava McMiller	3	Rampello K-8 School	12:16.2	19
39	Piper Sims	2	Knights Running Club	13:22.7	
40	Holly McCormick	4	Knights Running Club	13:26.4	
41	Ava Rollins	4	Belmont Academy	14:53.5	
42	Sofia Gil	5	Rampello K-8 School	15:19.6	20
43	Prada Miller	5	Rampello K-8 School	15:37.7	21
44	Elin Henriquez	5	Rampello K-8 School	17:19.9	22
45	Hope Fuentes	3	University Christian	17:53.7	23



# Race 3 - Girls Elementary 2K - 2K

10/24/20 - 9:00am

## Team Results - Club

Place	Team	Score	Team Time	Runner Avg	Avg Mile	5 Man Gap	Finish Order	Scoring Order
1	 River City Finish	17	43:13	8:39	6:58	0:40	1-2-3-6-7-13	1-2-3-5-6-9
2	 Ocala Distance Project	40	48:21	9:41	7:47	2:19	4-9-11-14-21-23-25	4-7-8-10-11-12-13
DNP	 St. Johns Striders		33:55	11:19	9:06		17-22-24	3 Runners
DNP	 Knights Running Club		37:23	12:28	10:02		18-26-27	3 Runners
DNP	 Power House Athletics		20:18	10:09	8:10		15-16	2 Runners
DNP	 Eryrc		20:48	10:24	8:23		12-20	2 Runners
DNP	 Central Florida Gliders		8:46	8:46	7:04		5	1 Runner
DNP	 Unattached		9:00	9:00	7:15		8	1 Runner
DNP	 No Excuses RC		9:09	9:09	7:22		10	1 Runner
DNP	 Eagle Track Club		10:49	10:49	8:42		19	1 Runner



# Race 3 - Girls Elementary 2K - 2K

10/24/20 - 9:00am

## Individual Results - Club






Place	Name	Grade	Team	Time	Points
1	Graziana Gowdy	4	River City Finish	8:16.0	1
2	Nahla Cochran	1	River City Finish	8:33.4	2
3	Barbara Feliciano	4	River City Finish	8:34.3	3
4	Lyla Hallick	5	Ocala Distance Project	8:44.9	4
5	Sally Ragans	5	Central Florida Gliders	8:45.8	
6	Sarah Ruen	5	River City Finish	8:54.0	5
7	Alexandra Lumpkin	5	River City Finish	8:55.2	6
8	Juliana Mills	5	Unattached	8:59.7	
9	Natalie Lammens	4	Ocala Distance Project	9:03.4	7
10	Brianna Motycka	2	No Excuses RC	9:08.3	
11	Rylee McGovern	2	Ocala Distance Project	9:28.6	8
12	Gabriella Vazquez	4	Eryrc	9:46.1	
13	Jasmine Cochran	4	River City Finish	9:53.3	9
14	Annalise Hallick	3	Ocala Distance Project	10:00.1	10
15	Sophie Galarza	3	Power House Athletics	10:04.7	
16	Olivia Melde	4	Power House Athletics	10:12.4	
17	Haley Thomas	3	St. Johns Striders	10:29.5	
18	Geena Griffith	2	Knights Running Club	10:33.1	
19	Kenley Courson	3	Eagle Track Club	10:48.6	
20	Dasha Dorofeev	3	Eryrc	11:01.8	
21	Emerson Stewart	3	Ocala Distance Project	11:03.9	11
22	Olivia Zimmer	3	St. Johns Striders	11:27.1	
23	Reese McGovern	1	Ocala Distance Project	11:52.7	12
24	Elle Zimmer	4	St. Johns Striders	11:57.8	
25	Madi White	2	Ocala Distance Project	12:05.8	13
26	Piper Sims	2	Knights Running Club	13:22.7	
27	Holly McCormick	4	Knights Running Club	13:26.4	



# Race 3 - Girls Elementary 2K - 2K

10/24/20 - 9:00am

## Team Results - School Based

Place	Team	Score	Team Time	Runner Avg	Avg Mile	5 Man Gap	Finish Order	Scoring Order
1	 University Christian	24	1:05:00	13:00	10:28	7:02	6-9-11-12-18	2-3-4-5-10
2	 Rampello K-8 School	31	1:10:54	14:11	11:25	7:01	4-13-15-16-17	1-6-7-8-9
DNP	 Belmont Academy		43:52	10:58	8:50		2-3-8-14	4 Runners
DNP	 Keystone Heights		20:27	10:14	8:14		1-10	2 Runners
DNP	 Orangewood Christian		21:39	10:50	8:43		5-7	2 Runners



# Race 3 - Girls Elementary 2K - 2K

10/24/20 - 9:00am

## Individual Results - School Based

Place	Name	Grade	Team	Time	Points
1	Ryleigh Thomas	3	Keystone Heights	8:24.9	
2	Hannah Cowart	5	Belmont Academy	8:43.3	
3	Reese Todd	13	Belmont Academy	8:56.3	
4	Scarlett Harding	5	Rampello K-8 School	10:19.8	1
5	Sage Hilinski	4	Orangewood Christian	10:43.9	
6	Juanita Griffin	5	University Christian	10:52.2	2
7	Reese Grady	4	Orangewood Christian	10:54.2	
8	Carissa Smith	5	Belmont Academy	11:18.9	
9	Sophia Hutchinson	5	University Christian	11:59.0	3
10	Evelyn Bardier	3	Keystone Heights	12:01.6	
11	Kenley Jackson	4	University Christian	12:04.6	4
12	Emma Santana	3	University Christian	12:09.6	5
13	Ava McMiller	3	Rampello K-8 School	12:16.2	6
14	Ava Rollins	4	Belmont Academy	14:53.5	
15	Sofia Gil	5	Rampello K-8 School	15:19.6	7
16	Prada Miller	5	Rampello K-8 School	15:37.7	8
17	Elin Henriquez	5	Rampello K-8 School	17:19.9	9
18	Hope Fuentes	3	University Christian	17:53.7	10

