

B3R Florida Youth XC Championships

Lake City

Race 4 - Boys Elementary 2K - 2K

10/24/20 - 9:20am

Team Results - Overall

Place	Team	Score	Team Time	Runner Avg	Avg Mile	5 Man Gap	Finish Order	Scoring Order
1	 Ocala Distance Project	36	43:53	8:47	7:04	3:15	1-3-12-13-42	1-2-5-6-22
2	 Belmont Academy	47	47:25	9:29	7:38	1:43	10-18-21-28-31-32-34	4-7-9-12-15-16-18
3	 Rampello K-8 School	72	51:19	10:16	8:16	2:47	19-25-29-30-46	8-11-13-14-26
4	 Knights Running Club	77	51:13	10:15	8:15	2:58	9-23-39-41-44-52	3-10-19-21-24-28
5	 University Christian	112	57:41	11:33	9:17	3:26	33-40-43-45-49-53-54	17-20-23-25-27-29-30
DNP	 St. Johns Striders		33:37	11:13	9:01		14-38-50	3 Runners
DNP	 River City Finish		35:43	11:55	9:35		27-37-55	3 Runners
DNP	Queen of Peace Academy		16:11	8:06	6:31		2-8	2 Runners
DNP	 Red Sea Running Club		16:29	8:15	6:38		6-7	2 Runners
DNP	 No Excuses RC		17:13	8:37	6:56		5-17	2 Runners
DNP	 Orangewood Christian		18:15	9:08	7:21		15-20	2 Runners
DNP	 Keystone Heights		21:33	10:47	8:41		16-48	2 Runners
DNP	Imagine School Town Center		8:01	8:01	6:27		4	1 Runner
DNP	 Eagle Track Club		8:29	8:29	6:50		11	1 Runner
DNP	UNA Unattached		9:29	9:29	7:38		22	1 Runner
DNP	 Eryrc		9:33	9:33	7:42		24	1 Runner
DNP	 Maclay School		9:42	9:42	7:49		26	1 Runner
DNP	 B3r Sports		10:31	10:31	8:28		35	1 Runner



Race 4 - Boys Elementary 2K - 2K

10/24/20 - 9:20am

Individual Results - Overall

Place	Name	Grade	Team	Time	Points
1	Jaylen Blackburn	5	Ocala Distance Project	7:44.1	1
2	Colin White	5	Queen of Peace Academy	7:44.2	
3	Chapman Stewart	6	Ocala Distance Project	7:54.1	2
4	Graham Moore	4	Imagine School Town Center	8:00.6	
5	Chase Petrick	5	No Excuses RC	8:11.3	
6	Jonathan Kelley	4	Red Sea Running Club	8:12.5	
7	Nathan Meloy	6	Red Sea Running Club	8:16.0	
8	Keegan White	5	Queen of Peace Academy	8:26.5	
9	Emari Thomas	3	Knights Running Club	8:27.5	3
10	Chase Gwin	4	Belmont Academy	8:27.8	4
11	Austin Courson	5	Eagle Track Club	8:28.3	
12	Jacob McGovern	4	Ocala Distance Project	8:31.7	5
13	Bauer Solowski	4	Ocala Distance Project	8:44.1	6
14	Noah Zimmer	3	St. Johns Striders	8:45.4	
15	Levi Gidus	5	Orangewood Christian	8:48.3	
16	Joe Bardier	4	Keystone Heights	8:50.9	
17	Jackson Hooker	7	No Excuses RC	9:01.3	
18	Kiptyn Peeler	5	Belmont Academy	9:11.4	7
19	Graham Marshall	5	Rampello K-8 School	9:21.7	8
20	James Baker	5	Orangewood Christian	9:26.0	
21	Jacolby Laverdure	5	Belmont Academy	9:28.2	9
22	Ethan Rosson	3	Unattached	9:28.2	
23	Dylan Adkins	5	Knights Running Club	9:32.7	10
24	Marcos Comellas	4	Eryrc	9:33.0	
25	Dillon Martino	5	Rampello K-8 School	9:33.4	11
26	Cooper Moninger	5	Maclay School	9:42.0	
27	David Badjo	3	River City Finish	9:45.0	
28	Patrick Sparks	4	Belmont Academy	10:06.9	12
29	Oliver Marshall	4	Rampello K-8 School	10:07.4	13
30	Kvle Tvson	3	Rampello K-8 School	10:07.6	14










Place	Name	Grade	Team	Time	Points
31	Carson Tyler	2	Belmont Academy	10:10.2	15
32	Cole Tyler	5	Belmont Academy	10:10.2	16
33	Carter Delossantos	5	University Christian	10:18.6	17
34	Asher Vaughn	3	Belmont Academy	10:27.0	18
35	Zach Owens	2	B3r Sports	10:30.1	
36	Kai Todd	1	Belmont Academy	10:34.1	
37	Jacob Badjo	2	River City Finish	10:38.0	
38	Chance Zurn	3	St. Johns Striders	10:40.1	
39	Nicky Beeman	5	Knights Running Club	10:53.3	19
40	Kameron Brinson	5	University Christian	10:53.8	20
41	Oakley Sims	5	Knights Running Club	10:53.8	21
42	Lennon Peterson	1	Ocala Distance Project	10:58.2	22
43	Victor Conteh	3	University Christian	10:58.5	23
44	Jose Sanchez	3	Knights Running Club	11:25.0	24
45	Bryson Smith	3	University Christian	11:45.4	25
46	Tony Martino	3	Rampello K-8 School	12:08.1	26
47	Dylan Hamm	4	Belmont Academy	12:31.9	
48	TJ Bardier	1	Keystone Heights	12:41.6	
49	Jaden Young	3	University Christian	13:44.1	27
50	Grayson Ling	5	St. Johns Striders	14:10.6	
51	Christian Pierce	4	Belmont Academy	14:24.9	
52	John Paul Beaman	1	Knights Running Club	14:50.4	28
53	Ethan Cruz	5	University Christian	15:00.6	29
54	Brice Bost	3	University Christian	15:08.7	30
55	Omar Feliciano	6	River City Finish	15:19.7	
56	Quinn Rolli	4	University Christian	17:08.9	



Race 4 - Boys Elementary 2K - 2K

10/24/20 - 9:20am

Team Results - Club

Place	Team	Score	Team Time	Runner Avg	Avg Mile	5 Man Gap	Finish Order	Scoring Order
1	 Ocala Distance Project	21	43:53	8:47	7:04	3:15	1-2-6-7-19	1-2-4-5-9
2	 Knights Running Club	34	51:13	10:15	8:15	2:58	4-11-17-18-20-22	3-6-7-8-10-11
DNP	 St. Johns Striders		33:37	11:13	9:01		8-16-21	3 Runners
DNP	 River City Finish		35:43	11:55	9:35		13-15-23	3 Runners
DNP	 No Excuses RC		17:13	8:37	6:56		3-9	2 Runners
DNP	 Eagle Track Club		8:29	8:29	6:50		5	1 Runner
DNP	 Unattached		9:29	9:29	7:38		10	1 Runner
DNP	 Eryrc		9:33	9:33	7:42		12	1 Runner
DNP	 B3r Sports		10:31	10:31	8:28		14	1 Runner



Race 4 - Boys Elementary 2K - 2K

10/24/20 - 9:20am

Individual Results - Club










Place	Name	Grade	Team	Time	Points
1	Jaylen Blackburn	5	Ocala Distance Project	7:44.1	1
2	Chapman Stewart	6	Ocala Distance Project	7:54.1	2
3	Chase Petrick	5	No Excuses RC	8:11.3	
4	Emari Thomas	3	Knights Running Club	8:27.5	3
5	Austin Courson	5	Eagle Track Club	8:28.3	
6	Jacob McGovern	4	Ocala Distance Project	8:31.7	4
7	Bauer Solowski	4	Ocala Distance Project	8:44.1	5
8	Noah Zimmer	3	St. Johns Striders	8:45.4	
9	Jackson Hooker	7	No Excuses RC	9:01.3	
10	Ethan Rosson	3	Unattached	9:28.2	
11	Dylan Adkins	5	Knights Running Club	9:32.7	6
12	Marcos Comellas	4	Eryrc	9:33.0	
13	David Badjo	3	River City Finish	9:45.0	
14	Zach Owens	2	B3r Sports	10:30.1	
15	Jacob Badjo	2	River City Finish	10:38.0	
16	Chance Zurn	3	St. Johns Striders	10:40.1	
17	Nicky Beeman	5	Knights Running Club	10:53.3	7
18	Oakley Sims	5	Knights Running Club	10:53.8	8
19	Lennon Peterson	1	Ocala Distance Project	10:58.2	9
20	Jose Sanchez	3	Knights Running Club	11:25.0	10
21	Grayson Ling	5	St. Johns Striders	14:10.6	
22	John Paul Beaman	1	Knights Running Club	14:50.4	11
23	Omar Feliciano	6	River City Finish	15:19.7	



Race 4 - Boys Elementary 2K - 2K

10/24/20 - 9:20am

Team Results - School Based

Place	Team	Score	Team Time	Runner Avg	Avg Mile	5 Man Gap	Finish Order	Scoring Order
1	 Belmont Academy	22	47:25	9:29	7:38	1:43	6-9-12-15-18-19-21	1-2-4-6-9-10-12
2	 Rampello K-8 School	39	51:19	10:16	8:16	2:47	10-13-16-17-26	3-5-7-8-16
3	 University Christian	70	57:41	11:33	9:17	3:26	20-23-24-25-29-31-32	11-13-14-15-17-18-19
DNP	 Queen of Peace Academy		16:11	8:06	6:31		1-5	2 Runners
DNP	 Red Sea Running Club		16:29	8:15	6:38		3-4	2 Runners
DNP	 Orangewood Christian		18:15	9:08	7:21		7-11	2 Runners
DNP	 Keystone Heights		21:33	10:47	8:41		8-28	2 Runners
DNP	 Imagine School Town Center		8:01	8:01	6:27		2	1 Runner
DNP	 Maclay School		9:42	9:42	7:49		14	1 Runner



Race 4 - Boys Elementary 2K - 2K

10/24/20 - 9:20am

Individual Results - School Based

Place	Name	Grade	Team	Time	Points
1	Colin White	5	Queen of Peace Academy	7:44.2	
2	Graham Moore	4	Imagine School Town Center	8:00.6	
3	Jonathan Kelley	4	Red Sea Running Club	8:12.5	
4	Nathan Meloy	6	Red Sea Running Club	8:16.0	
5	Keegan White	5	Queen of Peace Academy	8:26.5	
6	Chase Gwin	4	Belmont Academy	8:27.8	1
7	Levi Gidus	5	Orangewood Christian	8:48.3	
8	Joe Bardier	4	Keystone Heights	8:50.9	
9	Kiptyn Peeler	5	Belmont Academy	9:11.4	2
10	Graham Marshall	5	Rampello K-8 School	9:21.7	3
11	James Baker	5	Orangewood Christian	9:26.0	
12	Jacolby Laverdure	5	Belmont Academy	9:28.2	4
13	Dillon Martino	5	Rampello K-8 School	9:33.4	5
14	Cooper Moninger	5	Maclay School	9:42.0	
15	Patrick Sparks	4	Belmont Academy	10:06.9	6
16	Oliver Marshall	4	Rampello K-8 School	10:07.4	7
17	Kyle Tyson	3	Rampello K-8 School	10:07.6	8
18	Carson Tyler	2	Belmont Academy	10:10.2	9
19	Cole Tyler	5	Belmont Academy	10:10.2	10
20	Carter Delossantos	5	University Christian	10:18.6	11
21	Asher Vaughn	3	Belmont Academy	10:27.0	12
22	Kai Todd	1	Belmont Academy	10:34.1	
23	Kameron Brinson	5	University Christian	10:53.8	13
24	Victor Conteh	3	University Christian	10:58.5	14
25	Bryson Smith	3	University Christian	11:45.4	15
26	Tony Martino	3	Rampello K-8 School	12:08.1	16
27	Dylan Hamm	4	Belmont Academy	12:31.9	
28	TJ Bardier	1	Keystone Heights	12:41.6	
29	Jaden Young	3	University Christian	13:44.1	17
30	Christian Pierce	4	Belmont Academy	14:24.9	
31	Ethan Cruz	5	University Christian	15:00.6	18
32	Brice Bost	3	University Christian	15:08.7	19
33	Quinn Rolli	4	University Christian	17:08.9	

